

The angular diameter and distance of the Cepheid ζ Geminorum

P. Kervella¹, V. Coudé du Foresto², G. Perrin², M. Schöller¹, W. A. Traub³, and M. G. Lacasse³

¹ European Southern Observatory, Karl-Schwarzschildstr. 2, 85748 Garching, Germany

² Observatoire de Paris-Meudon, 5 place Jules Janssen, 92195 Meudon Cedex, France

³ Harvard-Smithsonian Center for Astrophysics, Cambridge, MA 02138, USA

Received 21 September 2000 / Accepted 12 December 2000

Abstract. Cepheids are the primary distance indicators for extragalactic astronomy and therefore are of very high astrophysical interest. Unfortunately, they are rare stars, situated very far from Earth. Though they are supergiants, their typical angular diameter is only a few milliarcseconds, making them very challenging targets even for long-baseline interferometers. We report observations that were obtained in the K' band (2–2.3 μm), on the Cepheid ζ Geminorum with the FLUOR beam combiner, installed at the IOTA interferometer. The mean uniform disk angular diameter was measured to be $1.64 +0.14 -0.16$ mas. Pulsational variations are not detected at a significant statistical level, but future observations with longer baselines should allow a much better estimation of their amplitude. The distance to ζ Gem is evaluated using Baade-Wesselink diameter determinations, giving a distance of 502 ± 88 pc.

Key words. stars: distances – stars: individual: ζ Gem – stars: oscillations – stars: Cepheids – techniques: interferometric

1. Introduction

Cepheids are very important stars in the history of astronomy in general and cosmology in particular. The relation discovered by H. Leavitt (Pickering 1912) between the period of their light variation and their intrinsic luminosity makes them essential tools for the estimation of large astronomical distances. As they are intrinsically very bright stars, they can be detected in distant galaxies. The Hubble Space Telescope has successfully observed cepheids in M 100, and measured a distance of 16.1 ± 1.8 Mpc (Ferrarese et al. 1996). The closest classical Cepheid (δ Cep) is situated at more than 300 pc.

Their resolution by ground based instruments is a challenge, as the angular diameter of nearby Cepheids is typically smaller than 2 milliarcseconds (mas). In order to determine precisely the zero point of the period-luminosity relation, it is necessary to measure the angular diameter of a number of Cepheids with high precision. The distance can then be derived from models of their intrinsic diameter with much better precision than via direct parallax measurement. The importance of Cepheid resolution by interferometry is stressed in Sasselov & Karovska (1994).

Until recently, the only available technique to measure the angular diameter of Cepheids was lunar occultation: it gave good results on ζ Gem (Ridgway et al. 1982), with

an angular size of 1.81 ± 0.31 mas in K. The progress of ground-based optical and infrared stellar interferometry allowed to measure a few Cepheid angular diameters in the last years (Mourard et al. 1997; Germain et al. 1999). We report in this paper our observations of ζ Gem in the K' band with the IOTA interferometer equipped with the FLUOR beam combiner.

In Sect. 2, we present the observations carried out at the IOTA interferometer that resulted in the ζ Gem data. In Sect. 3, we interpret these observations first in terms of mean angular diameter, and then we tentatively fit a variable diameter model to our data. In Sect. 4, using the extracted parameters, we can estimate by two different methods the distance to ζ Gem. We first use a Baade-Wesselink (BW) estimation of the intrinsic diameter of ζ Gem. Another promising technique to estimate directly the distance to Cepheids is to use the angular amplitude of their pulsation coupled to radial velocimetry. Finally, Sect. 5 is dedicated to considerations for future observations with the VLT Interferometer.

2. Observations with FLUOR/IOTA

2.1. Presentation of FLUOR and IOTA

IOTA (Infrared and Optical Telescope Array) is located on top of Mount Hopkins, Arizona. It is a two telescope interferometer with 45 cm collecting apertures, and

Send offprint requests to: P. Kervella,
e-mail: pkervell@eso.org

selectable baselines from 5 to 38 m. It is operated both at visible and infrared wavelengths (Carleton et al. 1994; Traub 1998). A third telescope is currently being installed, together with a second set of delay lines.

We have used the FLUOR (Fiber Linked Unit for Optical Recombination) beam combiner. It is based on thin fluoride glass single-mode waveguides (core diameter $6.5 \mu\text{m}$) for observations between 2 and $2.3 \mu\text{m}$ (K' band). A detailed description of FLUOR can be found in Coudé du Foresto et al. (1998). The beam combiner accepts the light from two telescopes and produces four output signals: two photometric calibration signals (one for each beam) and two complementary interferometric outputs. Both spatial filtering of the input signals and beam combination are achieved simultaneously through the optical waveguides. Atmospheric corrugation of the incoming wavefront is filtered out at the injection in the fibers and converted into intensity fluctuations. The two photometric signals allow us to calibrate these variations continuously.

This yields very accurate estimates of the squared modulus of the coherence factor μ^2 , which is linked to the object visibility V by the relationship

$$V^2 = \mu^2 T^2 \quad (1)$$

where T is the response of the system to a point source (interferometric efficiency). T is determined by bracketing the science target with observations of calibrator stars whose V is supposed to be known a priori.

The current accuracy on visibility estimates with FLUOR is approximately 1% for most sources and is as good as 0.3% on bright objects.

2.2. ζ Gem and its calibrators

ζ Gem is the third brightest classical Cepheid in the northern sky ($\delta \geq -20$ degrees) behind δ Cep and η Aql. Moreover, ζ Gem is the largest angular diameter Cepheid in the northern sky. This star is therefore particularly interesting for direct angular diameter measurements.

During observations, the interferometric efficiency varies, which means that the science target observations have to be calibrated periodically using observations of a known, stable star. The calibration is then done by dividing the coherence factors obtained on the target by the interferometric efficiency values, derived from the calibrator observations. The choice of the calibrator is critical in the sense that any intrinsic variation in the calibrator visibility will contaminate the science target final data.

The selected calibrators, HD 49968 and HD 62721, are two bright K giants, located respectively 4.1 and 9.5 degrees away from ζ Gem (the parameters of all three stars are presented in Table 1). This proximity allows observations of both stars in the same conditions, which limits the possible biases in the visibility calibration to a minimum. Practically, it also allows us to reduce the pointing time and to stay in the range of the delay line used to control the optical path difference.

Table 1. ζ Gem and calibrator parameters

Name	ζ Gem	HD 49968	HD 62721
	HR 2650	HR 2533	HR 3003
m_V	3.62–4.18	5.69	4.88
Mean m_K	1.98	2.29	1.32
Spectral type	F7Ib–G3Ib	K5III	K4III
T_{eff} (K)	5260–5780	3800	4000
$\text{Log}(g_{\text{eff}})$	1.5	2.5	2.5
F_B (μm)	13.11	13.21	13.21
Parallax (mas)	2.79 ± 0.81	6.36 ± 0.92	9.55 ± 0.83
u	0.282–0.241	0.379	0.370
$\theta_{\text{LD}}/\theta_{\text{UD}}$	1.021–1.018	1.030	1.029
θ_{UD} (mas)	~ 1.7	1.87 ± 0.02	2.93 ± 0.03
Visibility	$\sim 97\%$	$\sim 96\%$	$\sim 93\%$

The spectral type of these stars make them very unlikely variable stars, and they are not reported variable in any catalogue of the SIMBAD database. Moreover, both calibrators have been selected by Cohen et al. (1999) as stable reference objects for infrared observations. These authors have derived a limb-darkened (LD) angular diameter of 1.93 ± 0.02 mas for HD 49968 and 3.02 ± 0.03 mas for HD 62721, based on high precision photometry at infrared wavelengths. Our model fitting is done with a uniform disk model, therefore it is necessary to convert these limb-darkened values to uniform disk (UD) equivalent diameters.

The difference between the limb-darkened and uniform disk diameters is given by the relation (Hanbury-Brown et al. 1974):

$$\frac{\theta_{\text{LD}}}{\theta_{\text{UD}}} = \sqrt{\frac{1 - u/3}{1 - 7u/15}} \quad (2)$$

with $u = 0.379$ and 0.370 the linear limb darkening coefficient in K (from Claret et al. 1995) respectively for HD 49968 and HD 62721. This coefficient depends on the effective temperature and gravity of the star (their values are listed in Table 1). This leads to a UD diameter of 1.87 ± 0.02 mas for HD 49968, and of 2.93 ± 0.03 mas for HD 62721. This value differs from the limb-darkened diameter by 3%, which is not negligible compared to the expected angular diameter variations of ζ Gem (about 10%). The ζ Gem limb darkening coefficient is also given for reference. It is variable as the temperature of the star changes during the pulsation. For simplicity, a mean value of $\theta_{\text{LD}}/\theta_{\text{UD}} = 1.020$ is retained for the LD values given in the rest of this paper.

Other limb related effects, such as possible ζ Gem limb brightening (proposed by Sasselov & Karovska 1994) are neglected.

2.3. Visibility measurements

Due to the very small expected angular diameter of ζ Gem, we used the longest available IOTA baseline, whose physical length is 38 meters. The projected length on the sky during observations was about 37 m. The precise spatial

frequencies sampled during the observations are indicated in Table 2 in cycles/arcsec.

The observations were obtained in March 1999, December 1999 and February 2000. ζ Gem together with HD 49968 (during the 1999 campaigns) and HD 62721 (for February 2000) were observed for sequences of twenty to thirty minutes alternatively. During each sequence, 100 to 600 interferograms were acquired in a row.

The data are acquired with FLUOR in scanning mode. A short stroke delay line (for the March 1999 campaign), later replaced by a mirror mounted on a piezo stack (Ruilier 1999, installed in November 1999), sweeps through the zero optical path difference position, while a Nicmos-III based infrared camera measures the interferometric and photometric signals. For ζ Gem, the fringe frequency was 100 Hz. Dark current sequences are recorded before and after each sequence and are used during the data reduction process for noise and signal calibration. Sequences are acquired every few seconds (March 1999) or twice per second (December 1999 and February 2000).

We have used the method developed by Coudé du Foresto et al. (1997) to reduce the data and to derive the coherence factor modulus of the interference fringes from each batch of observations. The interferometric efficiency of the instrument is computed from the measurements obtained on the calibrators. This process and the determination of the object visibility are described in details in Perrin et al. (1998). The calibrated visibilities measured on ζ Gem are presented in Table 2. A correction is applied to the calibrated visibilities to account for the difference in spectral type between the calibrators and ζ Gem. The corrective factors, called *shape factors* (F_B), were computed for each star depending on its spectral type (Chagnon 2000), and are listed in Table 1. They are of the order of 13 μm , and characterize the shape of the normalized spectral intensity distribution:

$$F_B = \int_0^{+\infty} B^2(\sigma) d\sigma \quad (3)$$

with $B(\sigma)$ the spectral intensity distribution of the star normalized to unity:

$$\int_0^{+\infty} B(\sigma) d\sigma \equiv 1. \quad (4)$$

The practical computation of F_B is achieved by integrating the energy contained in the observation spectral band (K' in this paper) of standard stellar spectra (taken from Cohen et al. 1999; Wallace & Hinkle 1997). Before the integration, the spectrum is degraded to the actual spectral resolution of FLUOR (~ 50). At such a low resolution, the spectral lines disappear. This explains the slow variability with the spectral type (less than 1% between ζ Gem and its calibrators).

2.4. Data quality

The data quality requirements for Cepheids observations are relatively higher than for other programs, as the angu-

Table 2. Calibrated visibilities obtained with FLUOR/IOTA on ζ Gem

Julian Date - 2451000	Phase	Calibrated Visibility	Sp. Freq. (cycles/arcsec)	Scans
259.779	0.3491	0.9644 ± 0.0107	83.76	136
262.722	0.6391	0.9777 ± 0.0108	84.25	157
262.758	0.6426	0.9714 ± 0.0149	83.78	107
595.838	0.4581	0.9932 ± 0.0085	83.84	316
595.866	0.4609	0.9741 ± 0.0199	83.78	334
602.734	0.1375	0.9700 ± 0.0116	85.82	396
602.794	0.1435	0.9688 ± 0.0100	84.20	402

lar sizes of these stars are very small, and their diameter variations are very subtle. Therefore, it is necessary to select among the acquired data the best calibrated values to avoid the introduction of any bias in the star parameters evaluation.

The data presented in this paper are the result of the selection of the highest quality measurements over the three observing runs. The selection was done according to the following rules:

- ζ Gem observations must be bracketed by a calibrator observation, to reduce the risk of a biased visibility evaluation;
- the difference between the two successive transfer function estimates (derived from the bracketing calibrator observations) shall not be larger than the sum of the half-error bars on those estimates:

$$|T_{i+1} - T_i| \leq \sigma(T_i) + \sigma(T_{i+1}); \quad (5)$$

- the χ^2 between the calibrated visibility values from the two complementary interferometric channels must be lower than 3. A large discrepancy between the two channels would betray an instrumental or atmospheric perturbation.

Only 1848 out of the 7459 interferograms acquired on ζ Gem (25%) comply with all the quality conditions, and only those resulting visibility measurements are presented in Table 2. None of the data points obtained in December 1999 was qualified, due to improper bracketing of ζ Gem by calibrators.

3. ζ Gem angular diameter

3.1. Constant diameter model

In this paragraph, we adopt a model of constant visibility for ζ Gem. We then compute the mean angular diameter of this star over the observations. This is done by applying a classical χ^2 minimization algorithm with respect to the mean angular diameter only. The minimized quantity, relatively to the model diameter is

$$\chi^2 = \sum_i \frac{(V_\zeta(\phi_i) - V_{\text{model}}(\phi_i))^2}{\sigma_\zeta(\phi_i)^2} \quad (6)$$

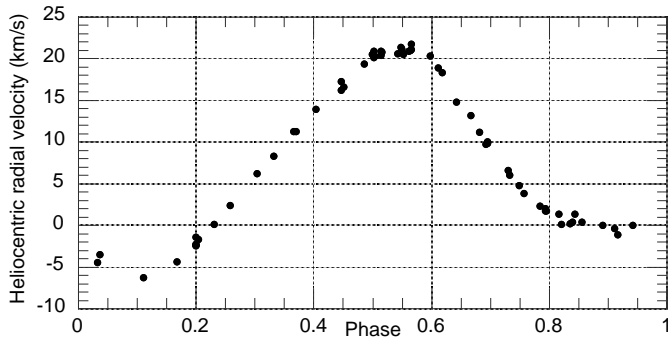


Fig. 1. ζ Gem radial velocity, taken from Bersier et al. (1994). The pulsation period is 10.150079 days

Table 3. Constant diameter model fit results

Mean θ_{UD}	$1.66 +0.14 -0.16$ mas
Mean θ_{LD}	$1.69 +0.14 -0.16$ mas
Total χ^2	6.08
Reduced χ^2	1.01

with

$$V_{\text{model}}(\phi_i) = \left| \frac{2J_1(z_i)}{z_i} \right| \quad (7)$$

$$z_i = \pi \theta_{\text{mean}} f_i. \quad (8)$$

θ_{mean} is the mean uniform disk diameter in arcseconds and f_i the spatial frequency in cycles/arcsec for measurement i , at the phase ϕ_i . The resulting mean uniform disk diameter is presented in Table 3.

All the error bars in this paper are standard statistical plus or minus one σ (standard deviation) error bars, yielding a probability of 68% for the extracted parameters to be in the error bars assuming no systematic bias is present.

Nordgren et al. (2000), observing with the Navy Prototype Optical Interferometer (NPOI), find a UD diameter value of 1.48 ± 0.08 mas (central wavelength $\lambda_0 = 0.735 \mu\text{m}$). Independently, Lane et al. (2000) measured a mean UD diameter of 1.65 ± 0.3 mas with the Palomar Testbed Interferometer (PTI), in the H band ($\lambda_0 = 1.65 \mu\text{m}$). Our mean UD diameter value is consistent with these two recent measurements.

This estimate can also be compared with previous results from lunar occultation observations. Ridgway et al. (1982) have measured the ζ Gem diameter in the J and K bands. They have obtained uniform disk diameters of 1.81 ± 0.31 mas in K and 1.88 ± 0.86 mas in J . Chandrasekhar (1999) has measured a maximum value of 1.9 ± 0.3 mas in the K band. Ashok et al. (1994) obtained a value of 1.6 ± 0.5 mas, also in K . These measurements and ours are compatible within the error bars though our value seems to be slightly smaller than the previous measurements.

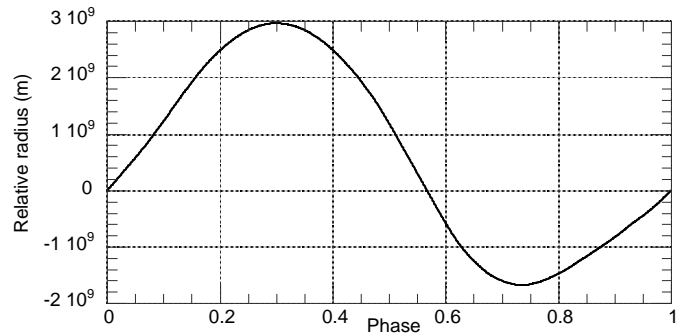


Fig. 2. Diameter variations of ζ Gem as integrated from the radial velocity data presented in Fig. 1, using a p -factor of 1.36. These variations are given relatively to the star radius at phase zero, when the maximum luminosity of the star occurs (for visible light)

3.2. Variable diameter model

3.2.1. Diameter variation curve from radial velocimetry data

A more realistic model for ζ Gem takes into account the angular diameter variations as they are measured by spectroscopic radial velocimetry. In order to compute the curve of the radius variation of ζ Gem, we integrated the high precision ($\sigma(v) \leq 0.5 \text{ km s}^{-1}$) radial velocity measurements obtained with the CORAVEL spectrograph by Bersier et al. (1994), presented in Fig. 1. These measurements were phased using a period $P = 10.150079$ days and a reference epoch $T_0 = 2444932.736$ taken from the same authors. The mean radial velocity of ζ Gem (5.83 km s^{-1}) was subtracted from the radial velocity values before integration.

The integration of the radial velocity curve requires to take into account the limb darkening of the star. The limb darkening gives a higher relative weight to the center of the disk than to the outer part. This means that the apparent radial velocity is lower than the real pulsational velocity value. The correction for this effect is included in a multiplicative term called the projection factor (or p -factor).

The p -factor can be derived using models of Cepheid atmospheres (Sabbey et al. 1995) or using the measured widths and asymmetries of spectral lines. Its precise estimation is still an open question. New interferometers under construction (see Sect. 5) will enable direct measurements of the limb darkening on the closest Cepheids and hopefully will clarify this point. This coefficient is essential in the distance determination by the BW method (see Sect. 4.1). The most widely accepted value for the p -factor of Cepheids is 1.36, and it has been used for our integration of the CORAVEL data.

The resulting diameter curve is presented in Fig. 2. The shape of this curve is typical of an intermediate period Cepheid star, with a maximum at phase 0.3 and a minimum diameter at phase 0.7. For comparison, examples of typical radii curves for two Cepheids: U Sgr, $P = 6.7$ days

Table 4. Variable diameter model fit results

Mean θ_{UD}	$1.64 +0.14 -0.16$ mas
Mean θ_{LD}	$1.67 +0.14 -0.16$ mas
Amplitude	0.1 ± 0.3 mas
Total χ^2	6.03
Reduced χ^2	1.21

and SZ Aql, $P = 17.1$ days can be found in Laney et al. (1995).

3.2.2. ζ Gem parameters

We adjust a model with two parameters (the mean angular diameter and the amplitude of the pulsation) to our visibility data. The shape of the expected angular diameter variation curve is shown in Fig. 2. The fit is done in the visibility space. We use the same classical χ^2 minimization algorithm as for the constant diameter model, with two parameters.

To extract the parameters of the ζ Gem diameter variations, the minimized expression is the same as in Eq. (6), but the model visibility is now:

$$V_{\text{model}}(\phi_i) = \left| \frac{2J_1(z(\phi_i))}{z(\phi_i)} \right| \quad (9)$$

with

$$z(\phi_i) = \pi \left(\theta_{\text{mean}} + \frac{\Delta D(\phi_i)}{\Delta D_{\text{max}}} A \right) f_i \quad (10)$$

where:

- θ_{mean} is the mean diameter of the star. This is the first parameter computed via the χ^2 fit;
- A is the pulsation amplitude, the second parameter adjusted by the χ^2 fit;
- $\frac{\Delta D(\phi_i)}{\Delta D_{\text{max}}}$ is the normalized diameter variation at phase ϕ_i as given by the integration of the radial velocity curve. It is normalized to the total amplitude ΔD_{max} ;
- f_i is the spatial frequency in cycles/arcsec for measurement i .

A plot of the result of the fit is presented in Fig. 3. The parameters which minimize the χ^2 are listed in Table 4.

3.3. Discussion

The reduced χ^2 value for the variable model fit is 20% larger than the value obtained for the constant diameter model. From this result we conclude that given the limited baseline of IOTA, the detection of the diameter variations is beyond the capabilities of our instrument. However, considering the level of uncertainty on the individual points, both the constant and variable angular diameter models are compatible with our results.

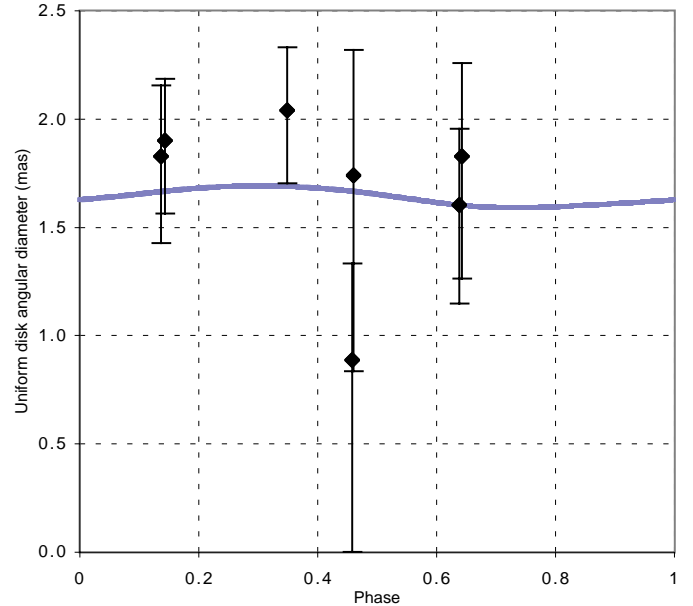


Fig. 3. ζ Gem variable angular diameter model fit. The curve corresponds to the parameters given in Table 4

4. Distance to ζ Gem

4.1. Using the Baade-Wesselink diameter estimate

Following the suggestion from Sasselov & Karovska (1994), we compute the distance to ζ Gem by combining a mean radius from a complete B-W solution and our measurement of this star’s angular diameter.

The Baade-Wesselink (BW) method assumes that we can observe simultaneously the emitting surface of the star in flux, temperature variation and radial motion (Gautschi 1987). The flux and temperature variations give the ratio of the instantaneous radius of the star to the mean radius through the equation (assuming T_{eff} is constant for simplicity):

$$\left[\frac{R(t_2)}{R(t_1)} \right]^2 = \frac{L(t_2)}{L(t_1)} = 10^{-0.2 \cdot (m(t_2) - m(t_1))}. \quad (11)$$

The integration of the radial velocity curve gives the linear amplitude of the pulsation, making it possible to evaluate the radius itself.

Numerous BW measurements have been carried out on ζ Gem. A survey of eight BW diameter measurements obtained before 1982 can be found in Fernie (1984). They range from 64 to 73 D_{\odot} . More recently, Krockenberger et al. (1997), estimated the diameter of ζ Gem to be $69.1 +5.5 -4.8 D_{\odot}$. Bersier et al. (1997) have derived a value of $89.5 \pm 13.3 D_{\odot}$. For coherence with the radial velocity measurements, this last value is retained in this paper’s computations.

Other methods, derived from BW, have also been used, such as “CORS” by Ripepi et al. (1997), yielding a diameter of $73.5 D_{\odot}$, or “new CORS”, giving $86.2 D_{\odot}$. These authors have also experimented with variable values of the p -factor on ζ Gem during the pulsation, giving values of $80.1 D_{\odot}$ (CORS) or $93.7 D_{\odot}$ (new CORS).

Knowing the mean uniform disk angular diameter of ζ Gem and its intrinsic BW mean diameter, $89.5 \pm 13.3 D_{\odot}$ (from Bersier et al. 1997), it is now easy to compute its distance:

$$d = \frac{9.305 D}{\theta_{\text{UD}}} \quad (12)$$

with d the distance in parsec, D the diameter in D_{\odot} , and θ_{UD} the angular diameter in mas.

The distance d to ζ Gem can be derived knowing the constant diameter model $\theta_{\text{UD}} = 1.66 + 0.14 - 0.16$ mas. Equation (12) gives $d(\zeta \text{ Gem}) = 502 \pm 88$ pc, equivalent to a parallax of 1.99 ± 0.36 mas. The parallax obtained here for ζ Gem is consistent with the parallax measured by Hipparcos: 2.79 ± 0.81 mas, though on the lower end of the error bars.

It is interesting to note that the error in the derived distance is currently dominated by the uncertainty on the assumed BW mean diameter. Moreover, there is clearly a possible systematic error at least as large as the reported statistical error, considering the wide range of discrepant BW diameter values ($64\text{--}94 D_{\odot}$). The estimation of these systematics is beyond the scope of our paper and the error bars given here do not include them.

4.2. Method for distance determination by the amplitude of the pulsation

4.2.1. Principle

It is also possible to estimate the distance to a pulsating star directly from the geometrical amplitude of its pulsation. On one hand, we have the absolute amplitude of the pulsation by integrating the radial velocimetry curve. On the other hand, we can measure directly the angular diameter variation, though the amplitude determined in this paper is affected by a large uncertainty. By combining these two values, one can derive the distance to the star via the equation:

$$d = \frac{6.686 \cdot 10^{-9} \Delta D}{\Delta \theta_{\text{UD}}} \quad (13)$$

with d in parsec, $\Delta \theta_{\text{UD}}$ in mas and ΔD in meters.

Intuitively, we use what we know along the line of sight (radial velocimetry gives a linear amplitude value) and perpendicular to the line of sight (interferometry provides an angular amplitude) to derive the distance. This assumes that ζ Gem is essentially pulsating radially (see Gautschy & Saio 1995 and Gautschy & Saio 1996 for an extensive review of star pulsations), but this hypothesis is nowadays widely accepted (Bono et al. 1999).

4.2.2. Visible diameter curve vs. infrared interferometric observations

While the radial velocity measurements are done mostly in the visible, the interferometric observations are often done at infrared wavelengths (Lane et al. 2000; this paper). To

assess the validity of the visible radius curve of the star to fit infrared wavelengths interferometric data, it is necessary to compare what is really observed by interferometry at $2.2 \mu\text{m}$ to what is measured by radial velocimetry in the visible.

The formation of the absorption lines used to measure the radial velocity through the Doppler shift happens at different depths in the stellar atmosphere depending on the wavelength: the longer the wavelength, the higher the line-forming region in the atmosphere. In the case of the infrared, the lines are formed *above* the visible ones. In the absence of shock waves, it is therefore expected to see a larger pulsation amplitude in the infrared than in the visible, as the infrared continuum-forming region is located above the visible photosphere.

Regarding this question, Sasselov & Lester (1990) have obtained measurements at 1.08 and $1.6 \mu\text{m}$ of the radial velocity of several Cepheids, and find for ζ Gem an apparent velocity difference of 2.7 km s^{-1} at phase 0.802 , shortly after the minimum diameter. Confirming this trend, Butler et al. (1997) have studied the cases of three bright Cepheids (δ Cep, $P = 5$ days; η Aql, $P = 7$ days; X Cyg, $P = 16$ days). They obtained radial velocity curves from spectral lines located in the near infrared ($\lambda = 0.8 \mu\text{m}$) and in the visible ($\lambda = 0.5 \mu\text{m}$). For the two shorter period Cepheids, the near infrared and visible radial velocity curves differ by less than 1 km s^{-1} , but the longer period Cepheid X Cyg shows peak velocity differences of as much as 3 km s^{-1} .

Assuming a radius for ζ Gem of $89.5 D_{\odot}$ ($1.25 \cdot 10^{11}$ m) taken from Bersier et al. (1997), a 3 km s^{-1} radial velocity difference integrated over half the period would correspond to 2% of the diameter of the star. The effect of this difference on the diameter curve is that the amplitude is increased by 20% (compared to the visible curve). Such a bias would also reduce accordingly the apparent distance estimation through the amplitude of the pulsation.

Considering the fact that we do not detect the pulsations significantly, this effect is neglected in Sect. 4.2.3. However, when very high precision Cepheid diameter measurements will be possible with instruments such as the VLT Interferometer (Glindemann et al. 2000, see Sect. 5), it will be important to rely on radial velocimetry and interferometric observations obtained at the same wavelengths for distance measurements.

In the case of longer period, large amplitude Cepheids, the suspected presence of strong shock waves and velocity gradients (Butler et al. 1996) make it more difficult to estimate the true infrared pulsational velocity. Shorter period Cepheids are likely to be less affected, showing smoother, more sinusoidal radial velocity curves than longer period stars.

4.2.3. Application to ζ Gem

The amplitude of the pulsation as derived from the model fit presented in Sect. 3.2 is 0.1 ± 0.3 mas. The amplitude

of the radius variation is $4.64 \cdot 10^9$ m (see Fig. 2), assuming that the atmosphere of the star is comoving (same behavior between visible and infrared wavelengths). We obtain $d(\zeta \text{ Gem}) = 310 + \infty - 230$ pc.

This distance is compatible with the Hipparcos measurement ($\pi = 2.79 \pm 0.81$ mas, equivalent to a distance of $358 + 147 - 80$ pc). Though this method is promising, the estimation of the distance to ζ Gem by the pulsation amplitude is still beyond the present capabilities of our instrument. Moreover, due to the use of visible radial velocity curves, our distance (as well as the one derived by Lane et al. 2000) may be biased by up to 20% towards smaller values (see Sect. 4.2.2 for discussion).

5. Future observations with the VLT Interferometer

In the next years, the VLT Interferometer (VLTI), CHARA and the Keck Interferometer will be the instruments providing the highest angular resolution. It is expected that their hundreds of meters baselines will allow the resolution of the closest Cepheids. The VLT Interferometer (up to 200 m baseline, fringe tracking, large apertures with adaptive optics) will allow precise diameter measurements on a large number of Cepheids, covering a wide range of periods and distances. Both radial pulsations and non radial oscillations will be measurable through interferometric observations by using different baseline orientations.

Even assuming the same performances that were obtained with FLUOR (conservative 1% visibility accuracy in 100 scans, without adaptive optics or fringe tracker), a study of the targets accessible to the VLTI gives a list of 17 Cepheids for which the pulsation will be measurable at a 3 sigmas level *per measurement*.

The VINCI instrument (Kervella et al. 2000), functioning on the same combination principle as FLUOR (single-mode infrared fibers) is expected to provide an even higher precision.

One especially interesting target is ι Car (HD 84810). Its intrinsic diameter is evaluated between $180 D_{\odot}$ (Ripepi et al. 1997) and $195 D_{\odot}$ (1998). Its relative proximity (Hipparcos parallax = 2.16 ± 0.81 mas) gives an expected angular diameter of more than 3.5 mas. On the 200 m baseline of the VLTI, ι Car will be fully resolved, and in the second lobe of its visibility function. It will therefore be possible to look for features on the photosphere of this star. Since this star is a long period Cepheid ($P = 35.5$ days), it will be necessary to be particularly careful in the integration of the radial velocity curve to estimate the distance (see Sect. 4.2).

ζ Gem will also be observable with the VLTI. Based on FLUOR observations, we can expect to measure the diameter of this star with a statistical precision of about $30 \mu\text{as}$ per single measurement (100 interferograms, or about one minute of observation time). Even considering calibration issues and the current poor knowledge of the p -factor, the

final precision on the distance measurement should be better than 1% for 300 observations spread over the pulsation period.

It is also expected that direct limb darkening measurements will be possible on six Cepheids (for which visibility is less than 60% on the 200 meter baseline). This will be achieved by observing the star at several baselines and computing the best fit with three parameters: limb darkening coefficient, mean angular diameter and amplitude of the pulsational variations.

6. Conclusion

We have reported the direct measurement of the angular diameter of ζ Geminorum at a relative precision of 10%, using long-baseline interferometry in the K' band. Our value is consistent with the previous determinations by interferometry (Nordgren et al. 2000; Lane et al. 2000) and lunar occultation (Ridgway et al. 1982). We have tentatively fit a two parameter model to our data, based on radial velocity measurements, in order to measure the amplitude of the pulsation of this Cepheid, but the pulsation could not be detected on a significant statistical level.

The distance to ζ Gem was computed using BW linear diameter estimate, and is consistent with the Hipparcos parallax measurement. In case infrared interferometric measurements are used together with a visible light radial velocity curve, any direct distance estimation through the amplitude of the pulsation should take into account the difference between the pulsational motions of the visible and infrared photospheres of the star. Otherwise, an underestimation of the true distance could occur.

The limb darkening factor is still not directly measured but estimated from a stellar atmosphere model. The use of large ground-based interferometers will allow to measure it directly. Once direct p -factor measurement and infrared radial velocimetry are available, the distance to the closest Cepheid stars will be determined in a fully observational way.

Acknowledgements. P. K. gratefully acknowledges as a graduate student the support of the European Southern Observatory. This research has made use of the SIMBAD and NASA Astronomical Data Center databases. The authors would also like to thank the anonymous referee for his valuable inputs.

References

- Ashok, N. M., Chandrasekhar, T., & Ragland, S. 1994, *Exper. Astron.*, 4, 177
- Berdnikov, L. N., et al. 2000, *A&AS*, 143, 211
- Bersier, D., Burki, G., Mayor, M., Duquenois, A., et al. 1994, *A&AS*, 108, 25
- Bersier, D., Burki, G., & Kurucz, R. L. 1997, *A&A*, 320, 228
- Bono, G., Marconi, M., & Stellingwerf, R. F. 1999, *ApJS*, 122, 467
- Butler, R. P., & Bell, R. A. 1997, *ApJ*, 480, 767
- Butler, R. P., Bell, R. A., & Hindsley, R. B. 1996, *ApJ*, 461, 362

- Carleton, N. P., Traub, W. A., Lacasse, M. G., et al. 1994, SPIE, 2200, 152
- Chagnon, G. 2000, private communication
- Chandrasekhar, T. 1999, BASI, 27, 43
- Claret, A., Diaz-Cordovez, J., & Gimenez, A. 1995, A&AS, 114, 247
- Cohen, M., Walker, R. G., Carter, B., et al. 1999, AJ, 117, 1864
- Coudé du Foresto, V., Ridgway, S. T., & Mariotti, J.-M. 1997, A&AS, 121, 379
- Coudé du Foresto, V., Perrin, G., Ruilier, C., et al. 1998, SPIE, 3350, 856
- Fernie, J. D. 1984, ApJ, 282, 641
- Ferrarese, L., et al. 1996, ApJ, 464, 568
- Gautschy, A. 1987, Vistas Astron., 30, 197
- Gautschy, A., & Saio, H. 1995, ARA&A, 33, 75
- Gautschy, A., & Saio, H. 1996, ARA&A, 34, 551
- Germain, M., Nordgren, T., & Armstrong, J. T. 1999, ASP Conf. Ser., Working on the Fringe Dana Point, 44
- Gieren, W. P., Fouqué, P., & Gómez, M. 1998, ApJ, 496, 17
- Glindemann, A., Abuter, R., Carbognani, F., et al. 2000, SPIE, 4006, 2
- Hanbury Brown, R., Davis, J., Lake, R. J. W., & Thompson, R. J. 1974, MNRAS, 167, 475
- Kervella, P., Coudé du Foresto, V., Glindemann, A., & Hofmann, R. 2000, SPIE, 4006, 31
- Krockenberger, M., Sasselov, D. D., & Noyes, R. W. 1997, ApJ, 479, 875
- Lane, B. F., Kuchner, M. J., Boden, A. F., Creech-Eakman, M., & Kulkarni, S. R. 2000, Nat, 407, 485
- Laney, C. D., & Stobie, R. S. 1995, MNRAS, 274, 337
- Mourard, D., Bonneau, D., Koechlin, L., et al. 1997, A&A, 317, 789
- Nordgren, T. E., Armstrong, M. E., Hindsley, R. B., et al. 2000, ApJ, 543, in press
- Perrin, G., Coudé du Foresto, V., Ridgway, S. T., et al. 1998, A&A, 331, 619
- Perryman, M. A. C. et al., The Hipparcos Catalogue, 1997, A&A, 323, 49
- Pickering, E. 1912, Harvard Circ., 173
- Ripepi, V., Barone, F., Milano, L., & Russo, G. 1997, A&A, 318, 797
- Ridgway, S. T., Jacoby, G. H., Joyce, R. R., Siegel, M. J., & Wells, D. C. 1982, AJ, 87(4), 680
- Ruilier, C. 1999, Ph.D. Thesis, Université Paris 7
- Sabbey, C. N., Sasselov, D. D., Fieldus, M. S., et al. 1995, ApJ, 446, 250
- Sasselov, D. D., & Karovska, M. 1994, ApJ, 432, 367
- Sasselov, D. D., & Lester, J. B. 1990, ApJ, 362, 333
- Traub, W. A. 1998, SPIE, 3350, 848
- Wallace, L., & Hinkle, K. 1997, ApJS, 111, 445